

# MULLABRACK & KILCLUNEY

## KIDS ZONE

Sunday 1 November

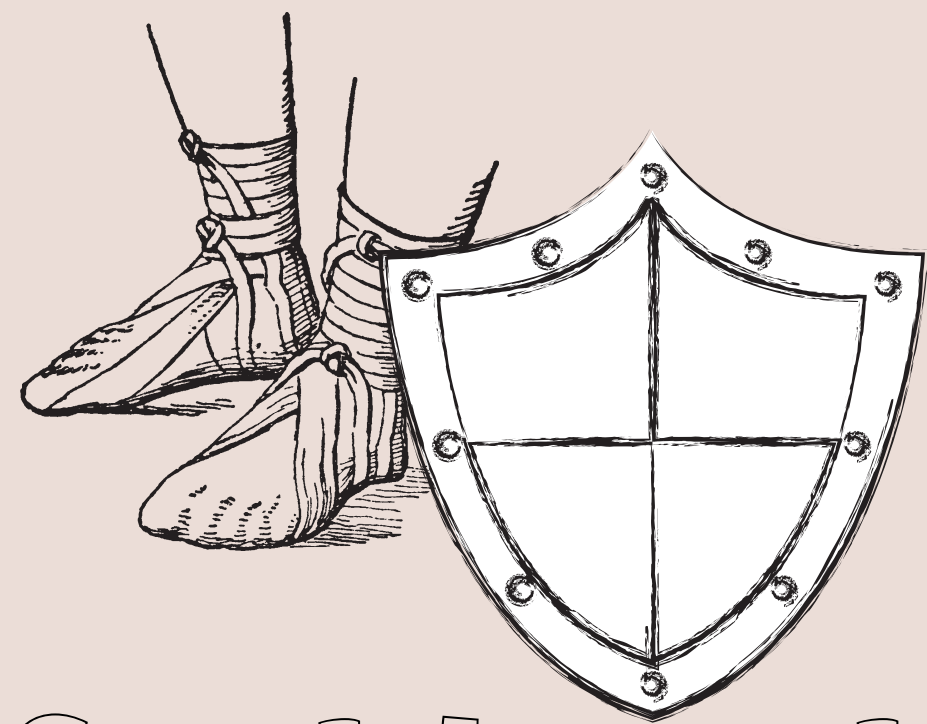
## Talking time



- Recap belt and breastplate
- Look at your shoes...what are they used for? They take us where we need to go.
- The sandals protect our feet and take us where we need to go. These sandals help us be ready to share the love of Jesus with everyone we meet - in school, with family and friends.
- Get scrunpled pieces of paper and let your children throw them at you...use something as a shield to protect yourself.
- God gives us a shield to protect ourselves.
- Trust that God will help us when we struggle.

## Theme:

### The Armour of God



### Sandals and shield

## Bible



### Ephesians 6:10-18

God's story - The  
armour of God  
([click here](#))

## Memory verse

1 Corinthians 16:13

*Be on your guard; stand firm in the faith; be courageous; be strong*

### Actions:

- **Be on your guard** - stand straight like a soldier with salute.
- **Stand firm in the faith** - step forward with hands clasped in a prayer like position.
- **Be courageous** - hold up a pretend sword and shake it.
- **Be strong** - raise both arms and show strength (muscles!)

Now take turns around the family to say one part each.

## Family challenge

### Song:

(Tune: Head and shoulders, knees and toes)



Helmet, breastplate, belt of truth, sandals of peace' x2

And Shield of faith and sword of the spirit, all surrounded by prayer.

### Actions:

- Helmet (hands on head)
- Breastplate (hands across chest)
- Belt of truth (fasten belt)
- Sandals of peace (walk with feet step by step)
- Shield of faith (push right hand out palm-wards from body)
- Sword of the spirit (clasp hands together pretending to slice with a sword)
- All surrounded by prayer (both hands round in a circle coming together to pray in front of body)

## Worship song



Walking in the light of  
God - [click here](#)

I'm in the Lord's army.  
- [click here](#)

## Prayer



*Dear God...Help us to remember to put the armour of God on each day when we get out of bed or before we go to school and know that God is with us. Amen*

### Prayer to become a Christian

*Dear Lord Jesus,  
Thank you that you died for me.  
I am sorry for all the bad things I have done in my life. Please forgive me and help me to live my life for you. Amen*

# CRAFT CRAFT CRAFT



## Sandals of peace:

- Use thick card and draw round feet.
- Cut out and punch 4 holes.
- Write 'Sandals of peace' on them.
- Thread ribbon or string through the holes and try them on!



## Shield of Faith

- Use a paper plate and draw a shield in the middle.
- Write the word 'Faith'.
- Put a strip of card as a handle at back.



**The Shield of Faith  
(Eph.16)**


**The Helmet of Salvation  
(Eph.6:17)**


**The Breastplate of  
Righteousness  
(Eph.6:14)**

**The Belt of Truth  
(Eph.6:10)**

**Feet Prepared with  
The Gospel of Peace  
(Eph.6:15)**

**The Sword of the Spirit  
(Eph.6:17)**

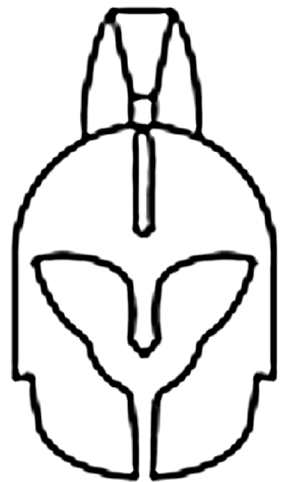




**MEMORY VERSE:**

In addition to all this, take up the shield of faith, with which you can extinguish all the flaming arrows of the evil one. (Ephesians 6:16 NIV)

**ARMOR OF GOD CROSSWORD**

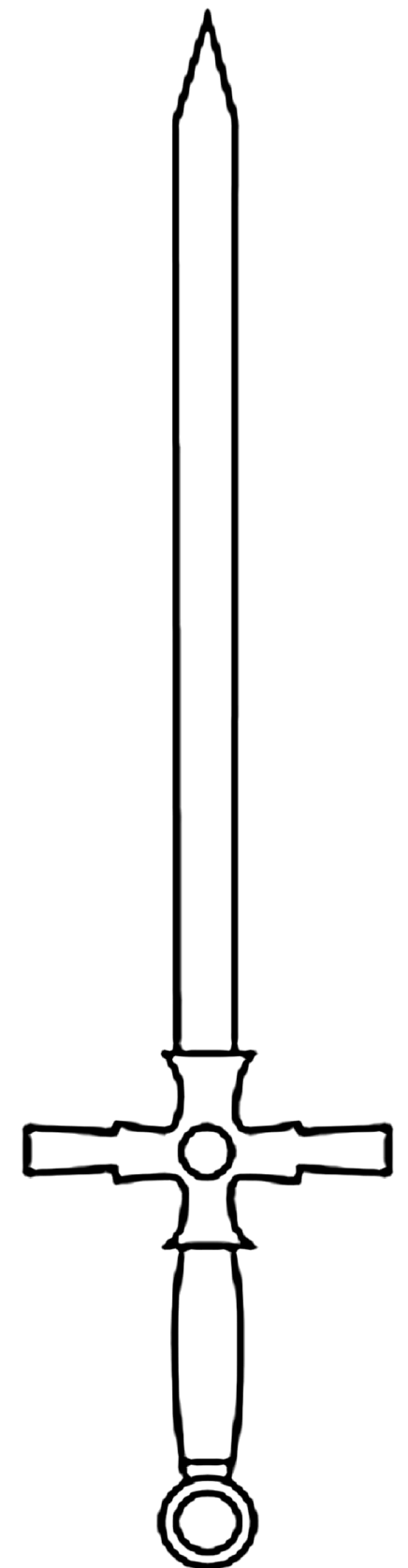


Crossword grid with numbered starting points:

- 1: Across, 5 squares
- 2: Across, 4 squares
- 3: Across, 2 squares
- 4: Down, 6 squares
- 5: Across, 5 squares
- 6: Down, 6 squares
- 7: Across, 5 squares
- 8: Across, 4 squares
- 9: Across, 3 squares

**Across**

- 1. Truth is found in the \_\_\_\_\_.
- 2. Peace comes when you believe in \_\_\_\_\_.
- 5. The shield of \_\_\_\_\_.
- 7. The belt of \_\_\_\_\_.
- 8. The gospel of \_\_\_\_\_.
- 9. Faith comes by hearing God's \_\_\_\_\_.



**Down**

- 1. The \_\_\_\_\_ of righteousness.
- 3. The sword of the \_\_\_\_\_.
- 4. The helmet of \_\_\_\_\_.
- 6. Use the sword by \_\_\_\_\_ God's Word.